

6239

Individuals detained



1522

Individuals subject to use of force
25% of those detained



2696

Use of force forms completed



Top 4 tactics used

32%



Unarmed skills (various techniques) accounts for **32%** of all 'use of force tactics' used (**2455 occurrences**)

29%



Tactical communication accounts for **29%** of all 'use of force tactics' used (**2241 occurrences**)

12%



Handcuffing (non-compliant) accounts for **12%** of all 'use of force tactics' used (**903 occurrences**)


10%



Handcuffing (compliant) accounts for **10%** of all 'use of force tactics' used (**744 occurrences**)

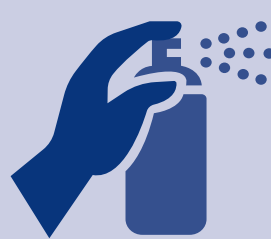
Additional force statistics

0.5%




Baton accounts for **0.5%** of all 'use of force tactics' used (**35 occurrences**)

1.4%



PAVA accounts for **1.4%** of all 'use of force tactics' used (**109 occurrences**)

2.6%

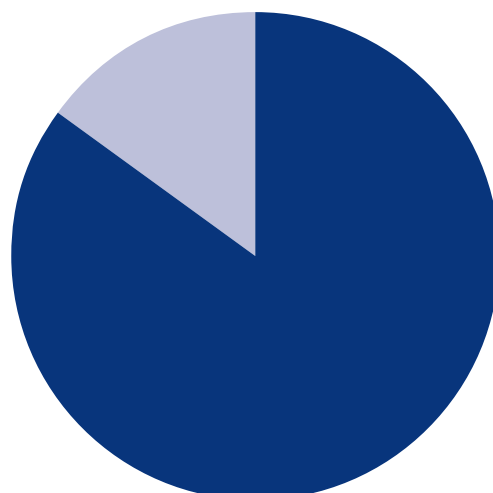


Taser accounts for **2.6%** of all 'use of force tactics' used (**194 occurrences**)

1522 individuals subject to use of force

Gender of subject

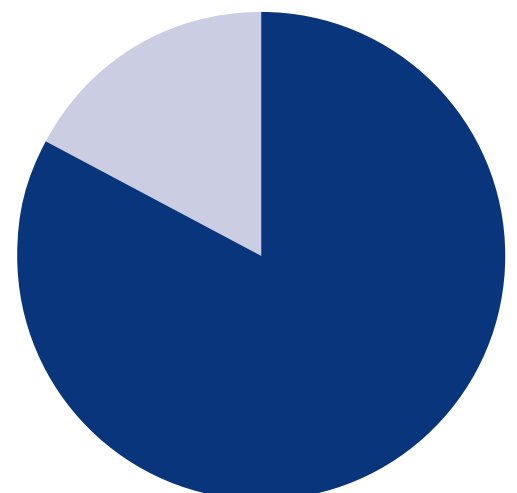
Male	1294
Female	228
Other	0



Ethnicity of subject

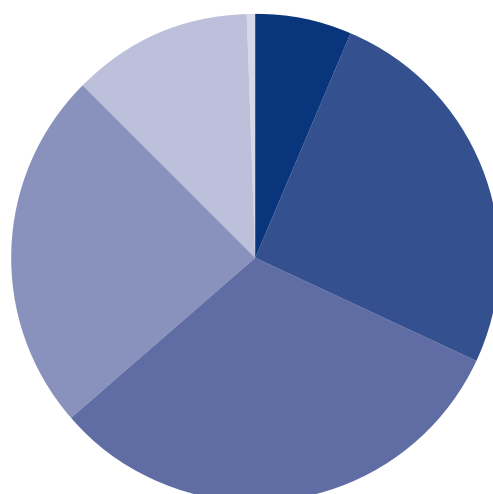
White	83%
BAME	17%

The census of South Yorkshire being 88% v 12%



Age of named subject

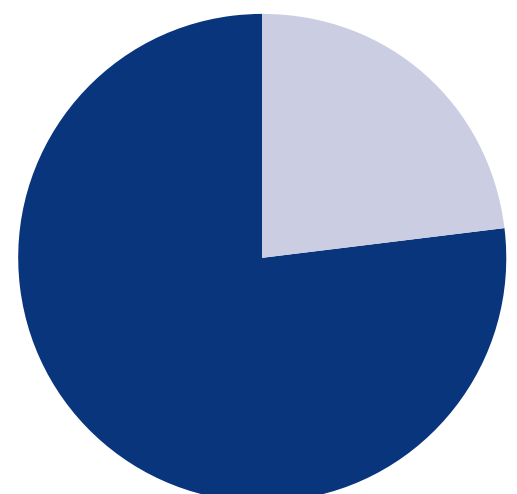
0-16	96
17-25	380
26-35	470
36-45	353
46+	179
Unknown	6



Mental health


Mental health was a factor **23.3%**

Mental Health was an Impact Factor in **356** use of force incidents (**23.3%**)



 **308** Use of force forms completed in custody

 **655** Use of force tactics recorded in custody

 **126** Detainees subject to use of force tactics in custody