

7319

Individuals detained



955

Individuals subject to use of force
13% of those detained



1608

Use of force forms completed



Top 4 tactics used

21.6%



Tactical communication accounts for 21.6% of all 'use of force tactics' used (1203 occurrences)

17.7%



Handcuffing accounts for 17.7% of all 'use of force tactics' used (969 occurrences)

10.5%




Unarmed skills - grab accounts for 10.5% of all 'use of force tactics' used (574 occurrences)

9.1%



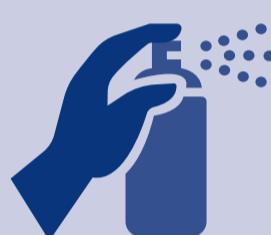
Unarmed skills - restraint accounts for 9.1% of all 'use of force tactics' used (498 occurrences)

0.2%



Baton accounts for 0.2% of all 'use of force tactics' used (10 occurrences)

2.4%



PAVA accounts for 2.4% of all 'use of force tactics' used (130 occurrences)

2.2%



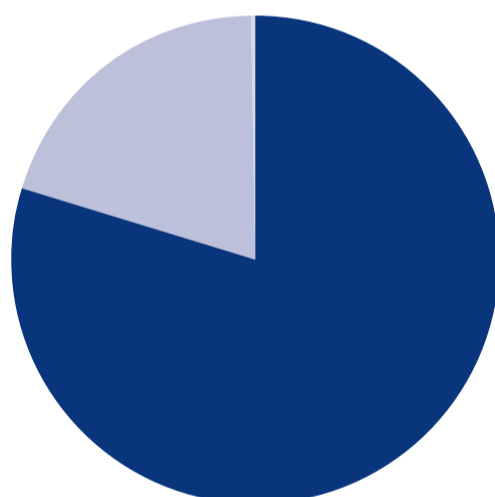
Taser accounts for 2.2% of all 'use of force tactics' used (123 occurrences)

Additional force statistics

955 individuals subject to use of force

Gender of subject

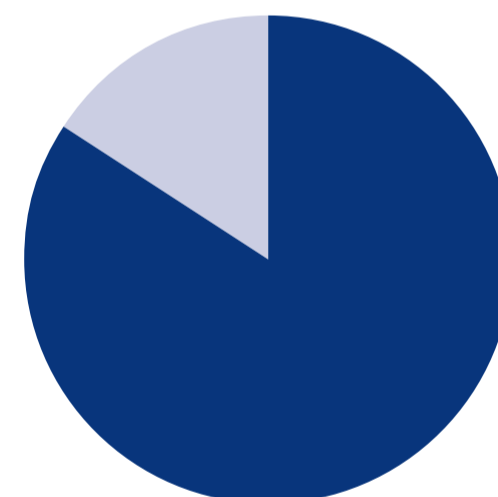
Male	762
Female	192
Other	1



Ethnicity of subject

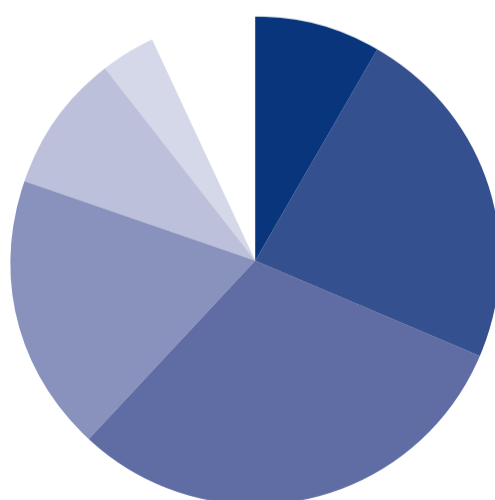
White	86%
BAME	14%

The census of South Yorkshire being 88% v 12%



Age of subject

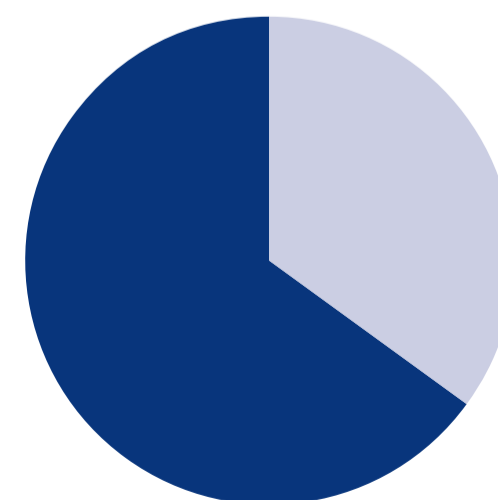
0-16	80
17-25	222
26-35	290
36-45	176
46-55	88
56+	33
Unknown	66



Mental health

Mental health was a factor **34%**

Mental Health was an Impact Factor in **549** use of force incidents (**34%**)



225 Use of force forms completed in custody

746 Use of force tactics recorded in custody

142 Detainees subject to use of force tactics in custody